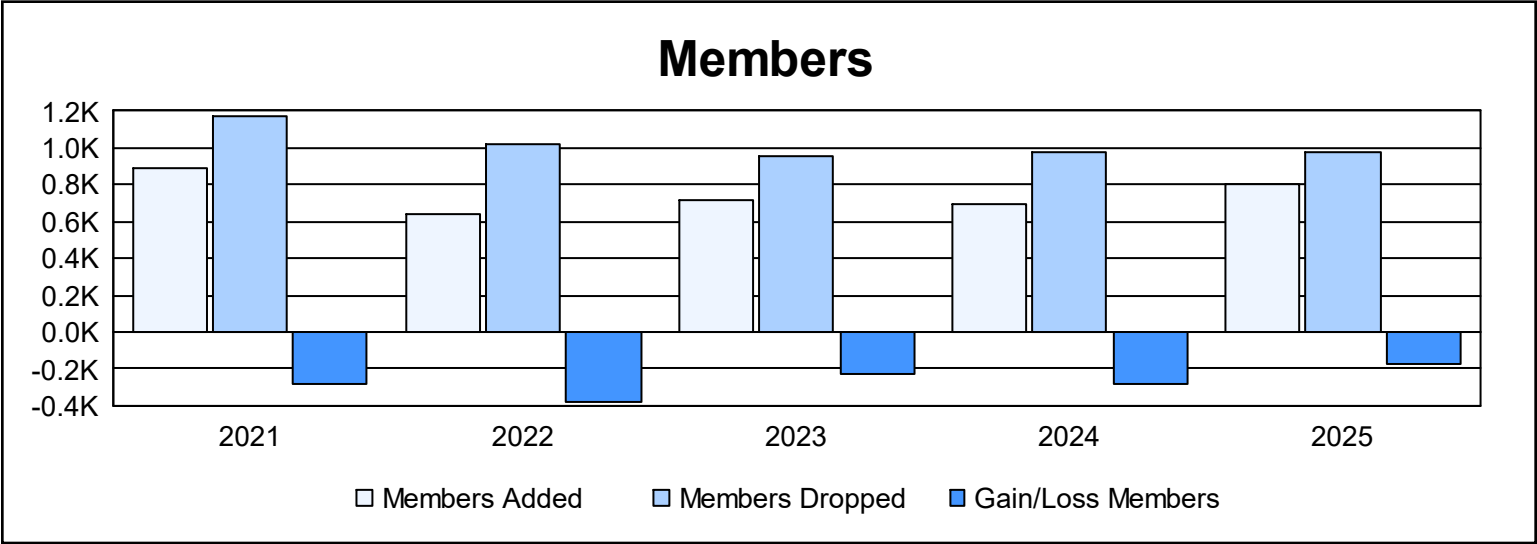
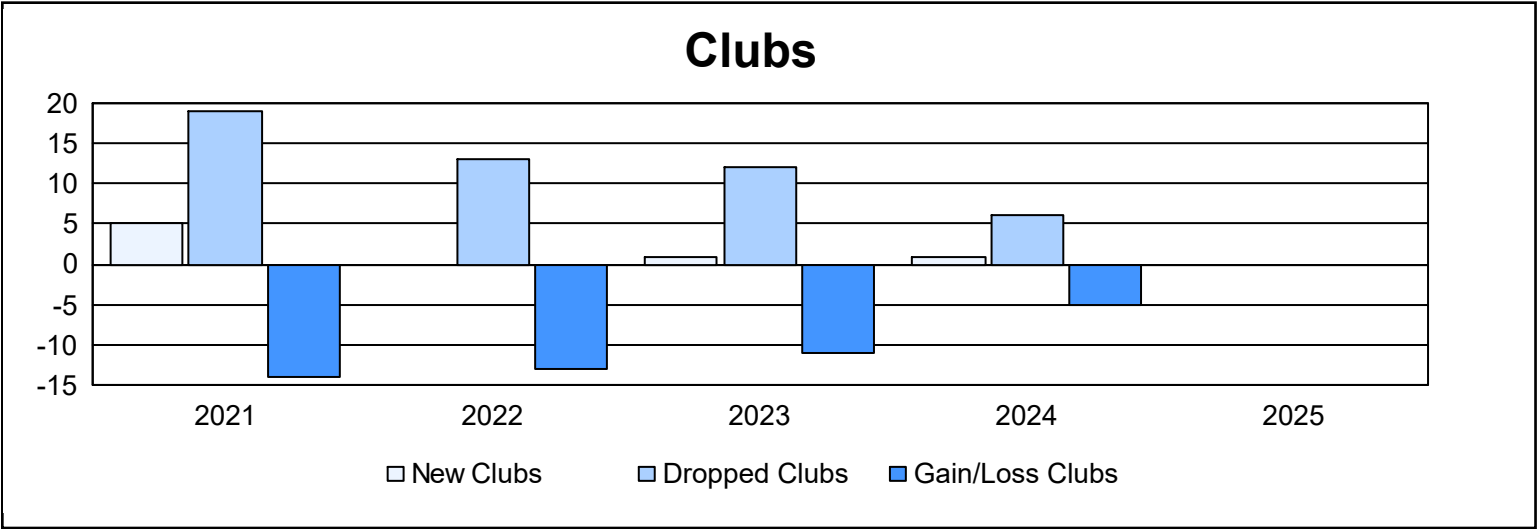
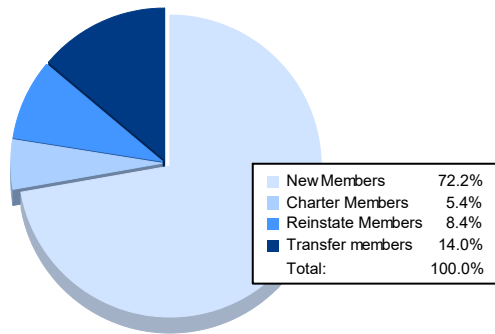


Year	New Clubs	Dropped Clubs	Gain/ Loss Clubs	New Members	Charter Members	Reinstate Members	Transfer Members	Total Member Added	Total Members Dropped	Gain/ Loss Members
2020-2021	5	19	-14	613	121	21	132	887	1,173	-286
2021-2022	0	13	-13	496	12	19	115	642	1,018	-376
2022-2023	1	12	-11	573	34	14	96	717	950	-233
2023-2024	1	6	-5	564	27	36	68	695	975	-280
2024-2025				577	43	67	112	799	975	-176
Average	2	13	-11	565	47	31	105	748	1,018	-270



### Membership Composition June 2025 Cumulative



### Gender Composition June 2025 Cumulative

